

JUL 31 2009

2009 JUL 31 PM 4:14

MEMORANDUM

Speaker Judith T. Won Pat
30th Guam Legislature
155 Hesler Place
Hagatna, Guam 96910

SUBJECT: Quarterly Reporting Requirements – June 2009

Transmitted herewith are the reporting requirements for the second quarter ending June 30, 2009. Pursuant to Public Law 29-113, Chapter VII, Section 20, the Guam Community College has no prior year obligations to report.

If there are any questions, please contact me at 735-5700.

Mary A.Y. Okada

Mary A.Y. Okada, Ed.D.
President

30-09-6964

Office of the Speaker
Judith T. Won Pat, Ed. D.

Date _____
Time _____
Received by _____

J 7/31/09
3:48

Guam Community College BOT Monthly Financial Report -- CONSOLIDATED

All Current Operating Funds Expenditures, Encumbrances, and Revenues Fiscal Year 2009 As of June 30, 2009

Revenues	GovGuam Appropriations General Fund/MDF	All Other (NAF)	Local Grants	Federal Grants	Total	
Billed	12,334,157	0	146,889	2,222,691	14,703,737	
Received	9,827,863	4,872,887	0	2,222,691	16,923,441	
FY 2009 Revenue Budget	\$ 14,895,009	\$ 6,361,234	\$ 1,785,259	\$ 5,512,491	\$ 28,553,993	
<i>Percent Received</i>	66%	77%	0%	40%	59%	
Expenditures & Encumbrances	GovGuam Appropriations General Fund	All Other (NAF)	Local Grants	Total	FY 2009 Budget	Percent Expended
Personnel Services						
Full-time Salaries	\$ 6,682,069	\$ 122,618	\$ 34,048	\$ 6,838,735	\$ 9,288,301	74%
Part-time Salaries	0	729,880	21,597	\$ 751,478	1,040,901	72%
Benefits	1,970,322	107,536	11,282	\$ 2,089,140	3,119,451	67%
Total Personnel	8,652,391	960,034	66,928	\$ 9,679,353	13,448,653	72%
Contractual Services	869,604	781,414	1,062,798	\$ 2,713,816	3,372,775	80%
Travel	25,782	184,724	45,856	\$ 256,362	318,918	80%
Supplies & Materials	106,556	154,547	26,506	\$ 287,609	688,858	42%
Equipment (under \$250)	40,152	799,932	100,252	\$ 940,337	1,344,520	70%
Utilities	668,236	213,933	0	\$ 882,169	782,587	113%
Miscellaneous	3,705	114,170	7,628	\$ 125,503	390,758	32%
Capital Outlay	5,966	63,259	20,505	\$ 89,730	873,348	10%
Transfer to Other Funds	0	0	0	\$ 0	698	0%
Transfer to Foundation	0	0	0	\$ 0	698	0%
Administrative Cost Recoveries	0	2,520	424	\$ 2,944	443,801	1%
Funds Pending Allocation	0	0	0	\$ 0	139,543	0%
Prior Year Carry Over Budget						
ManPower Development Funds	631,446			\$ 631,446	814,387	78%
Licensed Practical Nursing Program	16,848			\$ 16,848	16,848	100%
TOTAL	\$ 11,020,688	\$ 3,274,532	\$ 1,330,897	\$ 15,626,118	\$ 22,636,391	69%
Federal Grants Expenditures				FY 2009 Year to Date	Available Budget	Percent Expended
ABE, Program Year 2006-2007	07/01/06 - 09/30/07			5,281	54,622	10%
ABE, Program Year 2007-2008	07/01/07 - 09/30/08			144,585	411,923	35%
ABE, Program Year 2008-2009	07/01/08 - 09/30/09			144,482	351,006	41%
ABE, Program Year 2009-2010	07/01/09 - 09/30/10			0	394,267	0%
ANA, Program Year 2007-2008	09/29/07 - 09/28/08			25,294	33,351	76%
ANAPISSI, Program Year 2008-2009	09/29/07 - 09/28/08			132	1,249,560	0%
CACG, Program Year 2008-2009	08/14/08 - 08/13/09			116,862	330,000	35%
Pell, Program Year 2007 - 2008	07/01/07 - 06/30/08			-1,078	225,462	0%
Pell, Program Year 2008 - 2009	07/01/08 - 06/30/09			796,050	2,413,069	33%
SEOG, Program Year 2006 - 2007	07/01/06 - 06/30/07			0	2,455	0%
SEOG, Program Year 2007 - 2008	07/01/07 - 06/30/08			23,017	30,139	76%
SEOG, Program Year 2008 - 2009	07/01/08 - 06/30/09			250	50,730	0%
FWS, Program Year 2007 - 2008	07/01/07 - 06/30/08			13,920	13,789	101%
FWS, Program Year 2008 - 2009	07/01/08 - 06/30/09			48,565	61,720	79%
SSS, Program Year 2006-2007	09/01/06 - 08/31/07			0	28,215	0%
SSS, Program Year 2007-2008	09/01/07 - 08/31/08			29,616	236,070	13%
SSS, Program Year 2008-2009	09/01/08 - 08/31/09			140,134	289,996	48%
Talent Search Grant 2006-2007	09/01/06 - 08/31/07			0	91,948	0%
Title III, Strengthening Institution 2007-2008	10/01/07 - 09/30/08			43,350	46,505	93%
Title III, Strengthening Institution 2008-2009	10/01/08 - 09/30/09			230,632	400,000	58%
Upward Bound - Veterans, 2007-2008	09/01/07 - 08/29/08			19,832	71,378	28%
VEA, Program Year 2006-2007	07/01/06 - 09/30/07			108,508	153,161	71%
VEA, Program Year 2007-2008	07/01/07 - 09/30/08			132,944	546,944	24%
VEA, Program Year 2008-2009	07/01/08 - 09/30/09			25,273	655,303	4%
VEA, Program Year 2009-2010	07/01/09 - 09/30/10			0	655,304	0%
Total Federal Grants				\$ 2,047,650	\$ 8,796,914	23%

Reviewed by:
Carmen K. Santos, CPA
 Vice President, Business and Finance
 Date: *Carmen K. Santos*

Note: Detailed Revenue for Federal Grants is on Schedule C.

NOTE: Encumbrances as of 6/30/09

GovGuam Appr & General	\$ 476,878.00
NAF	1,208,825.00
Other Grants	959,006.00
	<u>\$ 2,644,709.00</u>

TOTAL BUDGET FOR ALL FUNDS:

\$ 31,433,305

GUAM COMMUNITY COLLEGE

LPN PROGRAM – Quarterly Report

July 24, 2009

- 1.) A total of 11 students from the 2008 LPN class have taken the NCLEX exam with all 11 passing. We are still awaiting the results of the other seven LPN graduates. The Guam Board of Nurse Examiners is in the process of updating the exam results and will e-mail us the completed list.
 - 2.) We have 33 LPN students (2009 Class) going into Fall semester. Three of these students are returning from the 2008 class, in an attempt to complete the program.
 - 3.) The Allied Health Department has selected the students who will be starting in the January 2010 LPN program. We chose 40 candidates (out of 65 who qualified) with six on a waiting list. The selection process included looking at a student's overall GPA, his/her score on the entrance exam given in June and reading the required one-page essay stating "Why I want to be a Nurse". It was a difficult decision but the faculty feel the process was fair and a good indicator of which students will be successful in the program. The selected candidates were congratulated by a letter. (6 male & 34 females)
 - 4.) The certificate in Practical Nursing program prepares students to become Licensed Practical Nurses (LPN). LPNs work in a variety of settings such as hospitals, nursing homes, doctor's offices, home health care, public health departments, schools, and various government programs. Ideally they work under the supervision of Registered Nurses.
Students who successfully complete the three semester program will be eligible to take the National Council Licensure Examination for Practical Nurses (NCLEX-PN). This exam is administered by the National Council on State Board of Nursing (NCSBN) and will enable students to earn a license in Practical Nursing.
 - 5.) Admissions to the LPN program includes: advisement from the Allied Health Department personnel, completion of the pre-nursing requirements, pre-entrance exam, nursing essay, and a health clearance.
 - 6.) The Guam Community College has an open door policy. Anyone has the right to apply and succeed. We are limited in number by Rules and
-

ENROLLMENT BY PROGRAM - SPRING 2009

PROGRAM DESCRIPTION	Headcount
AA in Culinary Arts	57
AA in Education	93
AA in Liberal Arts	102
AS in Accounting	77
AS in Automotive Service Technology	39
AS in Computer Networking	23
AS in Computer Science	83
AS in Criminal Justice	105
AS in Early Childhood Ed	91
AS in Electronic Engineer Technology	3
AS in Electronic Networking	1
AS in Emergency Management	1
AS in Food and Beverage Management	1
AS in Hospitality Industry Management	54
AS in Marketing	22
AS in Medical Assisting	86
AS in Office Technology	8
AS in Supervision & Mgt	45
AS in Systems Technology	14
AS in Visual Communications	44
Adult High School	87
Apprenticeship	128
CERT in Accounting	3
CERT in Automotive Service Technology	15
CERT in Computer Science	4
CERT in Construction Electricity	1
CERT in Cosmetology	15
CERT in Criminal Justice	32
CERT in Early Childhood Ed	6
CERT in Education	4
CERT in Medical Assisting	29
CERT in Office Technology	3
CERT in Practical Nursing	54
CERT in Pre-Nursing	18
CERT in Refrig/Air Conditioning	1
CERT in Sign Lang Interpreting	3
CERT in Supervision & Mgt	6
CERT in Systems Technology	3
CJ Academy	1
Enrichment	4
Undeclared	471
TOTAL:	1837

Position No.	Dept. Number	Department	Employee Title	Employee Name	Annual Salary	Medicare Retirement	Life Insurance	Medical Insurance	Dental Insurance	Payment Status	FTE	Fund ID	Total Benefits	Total Cost	
1	PRE004	1010	Office of the President	Administrative Secretary II	Bautista, Lourdes V.	39,438	10,514	174	1,380	180	26	1	1	12,248	51,686
2	PRE005	1010	Office of the President	President	Okada, Mary A.	124,384	33,161	174	4,212	1,164	26	1	1	38,711	163,095
3	PRE006	1010	Office of the President	Private Secretary	Muna, Esther A.	32,074	8,551	174	3,197	358	26	1	1	12,280	44,354
4	ASD001	2000	VP Administrative Services Division	Administrative Assistant	Arceo, Josephine T.	39,499	10,530	174	2,233	270	26	1	1	13,207	52,706
5	ASD015	2000	VP Administrative Services Division	Vice President	Camacho, John C.	86,725	23,121	174	1,392	156	26	1	1	24,843	111,568
6	ASD021	2010	Planning Programs	Assistant Director	Perez, Doris C.	62,646	16,701	174	3,606	413	26	1	1	20,895	83,541
7	ASD005	2020	Management Information Systems	Computer Operator II	David, Margarita Q.	39,438	10,514	174	2,083	-	26	1	1	12,771	52,209
8	ASD008	2020	Management Information Systems	Computer Systems Analyst I	Duque, Richard O.	33,150	8,838	174	2,083	233	26	1	1	11,328	44,478
9	ASD027	2020	Management Information Systems	Computer Systems Analyst II	Dacanay, Gerard L.	51,092	13,621	174	1,392	156	26	1	1	15,343	66,435
10	ASD025	2020	Management Information Systems	Computer Technician II	De Leon, Benedict C.	26,736	7,128	174	2,172	156	26	1	1	9,630	36,366
11	ASD006	2020	Management Information Systems	Computer Technician II	Fabro, Jefferson V.	27,805	7,413	174	1,392	-	26	1	1	8,979	36,784
12	ASD010	2020	Management Information Systems	Data Processing Systems Admin	Camacho, Francisco C.	60,236	16,059	174	3,164	385	26	1	1	19,781	80,017
13	ASD002	2020	Management Information Systems	Systems Programmer	Bautista, Kenneth C.	51,662	13,773	174	1,380	180	26	1	1	15,507	67,169
14	ASD039	2020	Management Information Systems	Systems Programmer	Montague, Marlina O.	43,490	11,594	174	-	-	26	1	1	1,768	55,258
15	ASD011	2020	Management Information Systems	Teleprocessing Netwk Coord	Camacho, Christopher J.	30,972	8,257	174	3,164	385	26	1	1	11,980	42,952
16	ASD007	2020	Management Information Systems	Teleprocessing Netwk Coord	Ridgell, Joel E.	24,376	6,499	174	1,380	180	26	1	1	8,233	32,609
17	ASD033	2050	Facilities	Coordinator, Facility Maint/P	Quitugua, Jose C.	42,613	11,361	174	-	-	26	1	1	11,535	54,148
18	ASD031	2050	Facilities	Electrician II	Santos, Rudy M.	26,736	7,128	174	3,164	-	26	1	1	10,465	37,201
19	ASD036	2050	Facilities	Maintenance Supervisor	Duenas, Frankie L.	32,119	8,563	174	-	-	26	1	1	8,737	40,856
20	ASD048	2050	Facilities	Maintenance Leader	Toves, Calvin F.	21,389	5,702	174	2,083	233	26	1	1	8,193	29,582
21	ASD026	2050	Facilities	Maintenance Worker	Muna, Richard C.	27,964	7,455	174	-	-	26	1	1	7,629	35,593
22	ASD034	2050	Facilities	Maintenance Worker	Rojas, Joseph Vincent T.	24,960	6,654	174	-	-	26	1	1	6,828	31,788
23	ASD037	2050	Facilities	Maintenance Worker	Rosario, Joaquin U.	28,963	7,722	174	1,380	180	26	1	1	9,456	38,419
24	ASD022	2050	Facilities	Refrigeration Mechanic	Quichocho, Joseph R.	27,964	7,455	174	-	-	26	1	1	7,629	35,593
25	ASD049	2060	Environmental Safety	EnvironmentalHealth&SafetyAdmnstrtr	Manglona, Gregorio T.	44,524	11,870	174	-	-	26	1	1	12,044	56,568
26	ASD020	2080	Admin Support Services Security	Administrative Aide	Palacios, Patricia U.	19,840	5,289	174	1,838	231	26	1	1	7,532	27,372
27	ASD017	2080	Admin Support Services Security	Administrative Assistant	Salas, Frank C.	35,618	9,496	174	-	-	26	1	1	9,670	45,288
28	BFD013	3000	VP Business	Administrative Assistant	Cruz, Vivian D.	34,414	9,175	174	3,197	358	26	1	1	12,904	47,318
29	BFD022	3000	VP Business	Vice President	Santos, Carmen K.	68,152	18,169	174	1,380	-	26	1	1	19,723	87,875
30	BFD005	3010	Business Office	Accountant II	Guerrero, Carol A.	45,648	12,170	174	1,392	156	26	1	1	13,892	59,540
31	BFD004	3010	Business Office	Accountant I	Santos Torres, Linda	41,005	10,932	174	1,392	156	26	1	1	12,654	53,659
32	BFD012	3010	Business Office	General Accounting Supervisor	San Nicolas, Cheryl B.	49,026	13,070	174	1,785	200	26	1	1	15,229	64,255
33	BFD002	3010	Business Office	Accounting Tech Supervisor	Aquino, Elizabeth J.	36,984	9,860	174	-	-	26	1	1	10,034	47,018
34	BFD009	3010	Business Office	Accounting Technician II	Mesa, Marlene R.	29,944	7,983	174	1,380	180	26	1	1	9,717	39,661
35	BFD008	3010	Business Office	Cashier II	Rideb, Priscilla K.	21,653	5,773	174	1,392	156	26	1	1	7,495	29,148
36	BFD024	3030	Human Resources	Human Resources Administrator	Muna, Joann W.	59,211	15,786	174	1,785	200	26	1	1	17,945	77,156
37	BFD025	3030	Human Resources	Personnel Specialist I	Siguenza, Rose Marie L.	36,982	9,859	174	1,380	180	26	1	1	11,593	48,575
38	BFD007	3030	Human Resources	Personnel Specialist II	Rojas, Josephine T.	48,901	13,037	174	2,233	270	26	1	1	15,713	64,614
39	BFD023	3030	Human Resources	Personnel Specialist III	San Nicolas, Apolline C.	34,056	9,079	174	1,392	156	26	1	1	10,801	44,857
40	BFD018	3030	Materials Management	Supply Expediter	Cruz, Joseph F.	21,653	5,773	174	1,608	384	26	1	1	7,939	29,592
41	BFD016	3040	Materials Management	Buyer II	Aguilar, Marina C.	24,968	6,656	174	1,838	231	26	1	1	8,899	33,867
42	BFD017	3040	Materials Management	Inventory Management Officer	Terlaje, Florentina M.	29,825	7,951	174	-	-	26	1	1	8,125	37,950
43	BFD019	3040	Materials Management	Procurment & Inventory Administrator	Evangelista, Joleen M.	38,830	10,352	174	-	-	26	1	1	10,526	49,356
44	BFD001	3045	Bookstore	Bookstore Manager	Rojas, Raymond S.	34,368	9,163	174	-	-	26	1	1	9,337	43,705
45	BFD014	3060	Student Financial Aid	Administrative Assistant	Terlaje, Kenneth C.	35,618	9,496	174	2,083	233	26	1	1	11,986	47,604
46	BFD026	3060	Student Financial Aid	Coordinator, Financial Aid	Lonsdale, Micki L.	65,728	17,523	174	1,392	156	26	1	1	19,245	84,973
47	BFD027	3060	Student Financial Aid	Program Coordinator II	Guerrero, Vivian C.	39,780	10,605	174	1,380	180	26	1	1	12,339	52,119
48	AAD077	5000	VP Academic Affairs Division	Administrative Officer	Camacho, Johanna L.	35,802	9,545	174	-	-	26	1	1	9,719	45,521
49	ASD004	5000	VP Academic Affairs Division	Planner IV	Benavente, Joseph L.	48,227	12,857	174	-	-	26	1	1	13,031	61,258
50	AAD078	5000	VP Academic Affairs Division	Vice President	Somera, Rene Ray D.	73,029	19,470	174	3,197	358	26	1	1	23,199	96,228
51	AAD001	5020	Admissions	Administrative Aide	Santos, Tamara T.	19,840	5,289	174	1,392	156	26	1	1	7,011	26,851
52	AAD003	5020	Admissions	Coordinator, Admissions & Reg.	Clymer, Patrick L.	45,043	12,008	174	3,606	413	26	1	1	16,202	61,245
53	AAD184	5020	Admissions	Records & Registration Superv	Concepcion, Marilyn L.	34,368	9,163	174	1,392	156	26	1	1	10,885	45,253

	Position No.	Dept. Number	Department	Employee Title	Employee Name	Annual Salary	Medicare Retirement	Life Insurance	Medical Insurance	Dental Insurance	Payment Status	FTE	Fund ID	Total Benefits	Total Cost
54	AAD008	5020	Admissions	Records & Registration Tech	Masnayon, Edgar C.	26,212	6,988	174	1,392	156	26	1	1	8,710	34,922
55	AAD005	5020	Admissions	Records & Registration Tech	Paulus, Vincent K.	24,340	6,489	174	-	-	26	1	1	6,663	31,003
56	AAD213	5030	Assessment and Inst Effectiveness	Administrative Assistant	Aguon, Evangeline M.	25,810	6,881	174	3,606	413	26	1	1	11,075	36,885
57	AAD016	5030	Assessment and Inst Effectiveness	Assistant Director	Tudela, Virginia C.	58,510	15,599	174	3,197	358	26	1	1	19,328	77,838
58	AAD039	5030	Assessment and Inst Effectiveness	Institutional Researcher	Quiambao, Richard P.	47,336	12,620	174	2,975	334	26	1	1	16,103	63,439
59	AAD187	5030	Assessment and Inst Effectiveness	Program Specialist	Johns, Priscilla C.	46,596	12,422	174	1,392	156	26	1	1	14,145	60,741
60	AAD128	5050	Continuing Education	Administrative Assistant	Cruz, Rosita L.	42,307	11,279	174	-	-	26	1	1	11,453	53,760
61	NAF001	5050	Continuing Education	Program Specialist	Ige, Joanne A.	55,341	14,754	174	1,392	156	26	1	1	16,476	71,817
62	AAD191	6000	Dean's Office - TPS	Administrative Aide	Cruz, Ana Q.	31,418	8,376	174	1,380	180	26	1	1	10,110	41,528
63	AAD040	6000	Dean's Office - TPS	Dean	Ridgell, Reilly A.	68,682	18,311	174	2,083	233	26	1	1	20,801	89,483
64	AAD204	6000	Dean's Office - TPS	Associate Dean	James, Geraldine S.	51,589	13,754	174	1,392	156	26	1	1	15,476	67,065
65	AAD042	6000	Dean's Office - TPS	Word Processing Secretary II	Cabatic, Antonia M.	43,743	11,662	174	1,838	231	26	1	1	13,904	57,647
66	AAD152	6110	Automotive Technology	Assistant Instructor	Dennis, Christopher T.	43,569	11,615	174	-	-	26	1	1	11,789	55,358
67	AAD154	6110	Automotive Technology	Assistant Instructor	Egana, Joel E.	39,780	10,605	174	2,975	334	26	1	1	14,088	53,868
68	AAD151	6110	Automotive Technology	Assistant Instructor	Lawcock, Danilo J.	47,246	12,596	174	1,124	-	21	1	1	13,894	61,140
69	AAD141	6110	Automotive Technology	Assistant Instructor	Meno, Charles Roy M.	42,613	11,361	174	-	-	26	1	1	11,535	54,148
70	AAD144	6110	Automotive Technology	Assistant Instructor	Tabunar, James M.	37,128	9,898	174	1,838	231	26	1	1	12,141	49,269
71	AAD150	6110	Automotive Technology	Instructor	Cejoco, Jose L.	56,737	15,126	174	-	-	21	1	1	15,300	72,037
72	AAD032	6110	Automotive Technology	Assistant Instructor	Flores, Joseph L.	38,454	10,252	174	3,606	413	21	1	1	14,445	52,899
73	AAD015	6110	Automotive Technology	Assistant Instructor	Cruz, Jesse Q.	33,150	8,838	174	1,392	156	21	1	1	10,560	43,710
74	AAD155	6110	Automotive Technology	Automotive Repair Controller	Mendiola, Ricardo Lee H.	43,726	11,657	174	-	-	26	1	1	11,831	55,557
75	AAD153	6110	Automotive Technology	Instructor	Tudela, Erwin F.	51,092	13,621	174	-	-	26	1	1	13,795	64,887
76	AAD207	6220	Early Childhood Education	Administrative Assistant	Quitugua, Rosita G.	35,610	9,494	174	1,785	200	26	1	1	11,653	47,263
77	AAD198	6220	Early Childhood Education	Associate Professor	Leon Guerrero, Sarah S.	59,283	15,805	174	-	-	26	1	1	15,979	75,262
78	AAD147	6220	Early Childhood Education	Professor	Camacho, Clare A.	63,293	16,874	174	1,838	231	26	1	1	19,116	82,409
79	AAD176	6410	Criminal Justice	Associate Professor	Cruz, Donna M.	49,915	13,307	174	1,392	156	26	1	1	15,029	64,944
80	AAD186	6410	Criminal Justice	Secretary	Sablan, Florencia P.	35,732	9,526	174	1,392	156	26	1	1	11,248	46,980
81	AAD053	6420	Social Science	Assistant Professor	Munoz, Jose U.	52,562	14,013	174	1,838	231	26	1	1	16,256	68,818
82	AAD054	6420	Social Science	Assistant Professor	San Nicolas, Brian J.	44,817	11,948	174	-	-	26	1	1	12,122	56,939
83	AAD051	6420	Social Science	Associate Professor	Armstrong, John M.	55,341	14,754	174	2,233	270	26	1	1	17,430	72,771
84	AAD087	6520	English Language Institute	Assistant Professor	Aguon, Rebecca T.	53,217	14,188	174	1,838	231	26	1	1	16,430	69,647
85	AAD084	6520	English Language Institute	Assistant Professor	Huseby, Polli R.	59,002	15,730	174	1,392	156	26	1	1	17,452	76,454
86	AAD088	6520	English Language Institute	Assistant Professor	Salas, Judy A.	60,320	16,081	174	1,392	156	26	1	1	17,803	78,123
87	AAD025	6520	English Language Institute	Assistant Professor	Tam, Wilson W.	46,384	12,366	174	2,975	334	26	1	1	15,849	62,233
88	AAD146	6520	English Language Institute	Associate Professor	Tenorio, Juanita M.	46,603	12,424	174	2,975	334	26	1	1	15,907	62,510
89	AAD081	6520	English Language Institute	Professor	Baza-Cruz, Lisa A.	61,905	16,504	174	1,380	180	26	1	1	18,238	80,143
90	AAD205	6610	Adult Basic Education	Program Coordinator II	Torres, Karlin S.	28,178	7,512	174	1,392	-	26	1	1	9,078	37,256
91	AAD194	6620	Adult High School	Assistant Professor	De Oro, Vera S.	48,006	12,798	174	2,975	334	26	1	1	16,281	64,287
92	AAD188	6630	GED	Administrative Aide	Babauta, Yvonne M.	22,044	5,877	174	-	-	26	1	1	6,051	28,095
93	AAD079	6630	GED	Test Examiner	Cruz, Evangeline P.	32,083	8,553	174	1,392	156	26	1	1	10,275	42,358
94	AAD159	6710	Allied Health	Assistant Instructor	Mafnas, Barbara C.	47,694	12,715	174	-	-	26	1	1	12,889	60,583
95	AAD157	6710	Allied Health	Assistant Instructor	Taylor, Patricia M.	39,780	10,605	174	1,380	-	21	1	1	12,159	51,939
96	AAD056	6710	Allied Health	Assistant Instructor	Uchima, Katsuyoshi	39,780	10,605	174	3,606	413	26	1	1	14,799	54,579
97	AAD156	6710	Allied Health	Instructor	Rivera, Jo Ann D. Canovas	44,524	11,870	174	-	-	21	1	1	12,044	56,568
98	AAD158	6710	Allied Health	Instructor	Dumchus, Karen L.	46,082	12,285	174	1,392	156	21	1	1	14,008	60,090
99	AAD045	6710	Allied Health	Instructor	Foster, Louise	55,923	14,909	-	1,392	156	26	1	1	16,457	72,380
100	AAD196	6730	Practical Nursing	Instructor	Manglona, Dorothy-Lou M.	43,018	11,469	174	2,975	334	26	1	1	14,952	57,970
101	AAD083	6730	Practical Nursing	Instructor	Loveridge, Rosemary J.	44,524	11,870	174	-	-	21	1	1	12,044	56,568
102	AAD070	6810	Tourism	Administrative Aide	Blas, Joanne M.	19,840	5,289	174	1,380	180	26	1	1	7,023	26,863
103	AAD098	6810	Tourism	Assistant Instructor	Dietrichs, Kevin J.	39,459	10,520	174	1,380	180	26	1	1	12,254	51,713
104	AAD065	6810	Tourism	Assistant Instructor	Evangelista, Frank F.	42,613	11,361	174	1,785	200	21	1	1	13,520	56,133
105	AAD062	6810	Tourism	Assistant Professor	Aguilar, Norman L.	47,998	12,796	174	1,380	180	26	1	1	14,530	62,528
106	AAD055	6810	Tourism	Assistant Professor	Blas, Doreen J.	53,217	14,188	174	3,606	413	21	1	1	18,381	71,598
107	AAD068	6810	Tourism	Assistant Professor	Cruz, Carol R.	47,998	12,796	174	3,164	385	26	1	1	16,519	64,517
108	AAD067	6810	Tourism	Assistant Professor	Mead, Barry L.	82,160	21,904	174	1,392	156	26	1	1	23,626	105,786


	Position No.	Dept. Number	Department	Employee Title	Employee Name	Annual Salary	Medicare Retirement	Life Insurance	Medical Insurance	Dental Insurance	Payment Status	FTE	Fund ID	Total Benefits	Total Cost	
09	AAD057	6810	Tourism	Assistant Professor	Schrage, Marivic C.	51,417		13,708	174	-	-	26	1	1	13,882	65,299
10	AAD063	6810	Tourism	Associate Professor	Chong, Eric K.	61,358		16,358	174	2,975	334	26	1	1	19,841	81,199
11	AAD064	6810	Tourism	Associate Professor	Gamble, Helen L.	61,358		16,358	174	-	-	26	1	1	16,532	77,890
12	AAD060	6810	Tourism	Associate Professor	Seay, Susan G.	57,278		15,270	174	1,392	156	26	1	1	16,992	74,270
13	AAD029	6810	Tourism	Instructor	Korenko, William E.	58,629		15,630	174	1,392	156	26	1	1	17,353	75,982
14	AAD059	6810	Tourism	Assistant Instructor	Kerner, Paul N.	35,802		9,545	174	1,380	180	21	1	1	11,279	47,081
15	AAD066	6810	Tourism	Instructor	Yurko, Phyllis A.	43,018		11,469	174	-	-	26	1	1	11,643	54,661
16	AAD061	6810	Tourism	Professor	Tung, Frank C.	66,314		17,679	174	2,083	234	21	1	1	20,170	86,484
17	AAD138	6950	Construction Trades	Assistant Instructor	Santos, David T.	39,780		10,605	174	-	-	26	1	1	10,779	50,559
18	AAD130	6950	Construction Trades	Associate Professor	San Nicolas, Anthony	61,358		16,358	174	-	-	26	1	1	16,532	77,890
19	AAD160	6950	Construction Trades	Assistant Instructor	Yanger, Gil T.	39,780		10,605	174	-	-	26	1	1	10,779	50,559
20	AAD142	6950	Construction Trades	Assistant Instructor	Zilian, John E.	39,780		10,605	174	-	-	26	1	1	10,779	50,559
21	AAD132	6950	Construction Trades	Associate Professor	Leon Guerrero, Catherine U.	55,341		14,754	174	1,380	180	26	1	1	16,488	71,829
22	AAD017	6950	Construction Trades	Instructor	Balajadia, Robert M.	62,046		16,541	174	1,380	180	26	1	1	18,275	80,321
23	AAD134	6950	Construction Trades	Instructor	Quintanilla, John J.	47,695		12,715	174	3,197	358	26	1	1	16,445	64,140
24	AAD033	6970	Marketing	Assistant Professor	Manzana, Amada A.	46,375		12,364	174	2,975	333	21	1	1	15,847	62,222
25	AAD030	6970	Marketing	Assistant Professor	Roberson, Robin P.	51,417		13,708	174	1,392	156	26	1	1	15,430	66,847
26	AAD034	6970	Marketing	Assistant Professor	Skipper, Richard K.	60,320		16,081	174	2,083	-	26	1	1	18,338	78,658
27	AAD031	6970	Marketing	Instructor	Perez, Nenita R.	46,082		12,285	174	-	-	21	1	1	12,459	58,541
28	AAD012	6970	Marketing	Instructor	Tam, Yvonne	41,584		11,086	174	1,392	156	26	1	1	12,808	54,392
29	AAD023	6970	Marketing	Assistant Instructor	Chargualaf, Katherine M.	35,802		9,545	174	-	-	21	1	1	9,719	45,521
30	AAD121	7000	Dean's Office - TPS	Administrative Assistant	Manibusan, Doris E.	33,266		8,869	174	-	-	26	1	1	9,043	42,309
31	AAD091	7000	Dean's Office - TSS	Associate Dean	Yanger, Esther Q.	49,747		13,263	174	3,606	413	26	1	1	17,456	67,203
32	AAD173	7000	Dean's Office - TSS	Adjunct Associate Dean	Postrozny, Marsha M.	63,428		16,910	174	1,392	156	26	1	1	18,632	82,060
33	AAD110	7000	Dean's Office - TSS	Dean	Santos, Michelle M.	64,151		17,103	174	3,197	358	26	1	1	20,832	84,983
34	AAD119	7000	Dean's Office - TSS	Word Processing Secretary II	Atoigue, Ana Mari C.	21,223		5,658	174	-	-	26	1	1	5,832	27,055
35	AAD002	7000	Dean's Office - TSS	Administrative Aide	Bautista, Kimberly C.	19,840		5,289	174	1,838	231	26	1	1	7,532	27,372
36	AAD101	7110	Math	Assistant Instructor	Torres II, Carl E.	26,527		7,072	174	1,115	145	21	1	1	8,506	35,033
37	AAD171	7110	Math	Assistant Professor	Blas, Frank M.	62,436		16,645	174	-	-	26	1	1	16,819	79,255
38	AAD174	7110	Math	Associate Professor	Lam, Steve S.	53,470		14,255	174	2,975	334	26	1	1	17,738	71,208
39	AAD175	7110	Math	Instructor	Datuin, Theresa Ann H.	32,263		8,601	174	1,380	180	26	1	1	10,335	42,598
40	AAD043	7110	Math	Instructor	Chan, Michael L.	38,716		10,322	174	-	-	21	1	1	10,496	49,212
41	AAD179	7120	Science	Instructor	Kerr, Jonita Q.	40,150		10,704	174	-	-	21	1	1	10,878	51,028
42	AAD182	7130	Cosmetology	Assistant Instructor	Bukikosa, Ines E.	35,802		9,545	174	1,380	180	26	1	1	11,279	47,081
43	AAD183	7130	Cosmetology	Associate Professor	Abshire, Ronnie J.	61,358		16,358	174	1,838	231	26	1	1	18,601	79,959
44	AAD114	7210	Student Support Services	Clerk Typist III	Santos, Irene J.	31,418		8,376	174	-	-	26	1	1	8,550	39,968
45	AAD116	7210	Student Support Services	School Aide I	Cruz, Harold R.	16,830		4,487	174	1,785	200	26	1	1	6,646	23,476
46	AAD117	7210	Student Support Services	School Aide I	Cabrilo, MariaAntoinette V.F.	15,840		4,223	174	-	-	26	1	1	4,397	20,237
47	AAD193	7210	Student Support Services	School Aide III	Hussey, Lorainne R.	30,355		8,093	174	-	-	26	1	1	8,267	38,622
48	AAD111	7210	Student Support Services	Student Support Administrator	Melendez Jr, William	68,037		18,139	174	-	-	26	1	1	18,313	86,350
49	AAD093	7211	Night Administration	Administrative Aide	Cabrilo, Antonita F.	30,355		8,093	174	-	-	26	1	1	8,267	38,622
50	AAD149	7211	Night Administration	Program Specialist	Payne, John F.	41,936		11,180	174	1,380	180	26	1	1	12,914	54,850
51	AAD094	7220	Health Services Center	Assistant Professor	delos Santos, Maria Cecilia H.	71,603		19,089	174	3,606	413	26	1	1	23,283	94,886
52	AAD108	7220	Health Services Center	Instructor	Bataclan, Emma R.	43,025		11,470	174	1,838	-	26	1	1	13,482	56,507
53	AAD052	7310	Center for Learning and Instruction	Instructor	Fejerang, Elaine C.	44,524		11,870	174	1,392	180	26	1	1	13,616	58,140
54	AAD036	7310	Center for Learning and Instruction	Program Specialist	Gima, Wesley T.	49,915		13,307	174	3,197	356	26	1	1	17,034	66,949
55	AAD080	7420	Center for Student Involvement	Program Specialist	Leon Guerrero, Barbara B.	45,043		12,008	174	-	-	26	1	1	12,182	57,225
56	AAD106	7420	Center for Student Involvement	Program Coordinator II	Lizama, Donnie L.A.	26,520		7,070	174	1,380	180	26	1	1	8,804	35,324
57	AAD009	7510	Business	Associate Professor	Balbin, Sandy R.	60,611		16,159	174	1,380	180	26	1	1	17,893	78,504
58	AAD010	7510	Business	Associate Professor	Bouchard-Miller, Barbara S.	59,283		15,805	174	1,380	-	26	1	1	17,359	76,642
59	AAD011	7510	Business	Associate Professor	Cruz-Jones, Julie	63,506		16,931	174	-	-	26	1	1	17,105	80,611
60	AAD018	7510	Business	Assistant Professor	Pangelinan, Pilar C.	43,314		11,548	174	-	-	21	1	1	11,722	55,036
61	AAD019	7550	Visual Communications	Instructor	Parvin, Paul D.	40,150		10,704	174	1,392	156	26	1	1	12,426	52,576
62	AAD073	7610	Assessment and Counseling	Administrative Assistant	Anderson, Catherine B.	25,810		6,881	174	1,380	180	26	1	1	8,615	34,425
63	AAD107	7610	Assessment and Counseling	Associate Professor	Roberto, Anthony J.	62,732		16,724	174	3,197	358	26	1	1	20,454	83,186

	Position No.	Dept. Number	Department	Employee Title	Employee Name	Annual Salary	Medicare Retirement	Life Insurance	Medical Insurance	Dental Insurance	Payment Status	FTE	Fund ID	Total Benefits	Total Cost
64	AAD102	7610	Assessment and Counseling	Assistant Professor	Sablan, Sally C.	49,074	13,083	174	2,975	334	26	1	1	16,566	65,640
65	AAD105	7610	Assessment and Counseling	Professor	Sablan, Karen M.	68,797	18,341	174	1,392	156	26	1	1	20,063	88,860
66	AAD103	7610	Assessment and Counseling	Assistant Professor	Terlaje, Patricia M.	49,074	13,083	174	-	-	26	1	1	13,257	62,331
67	AAD163	7615	Vocational Guidance Program	Instructor	Analista, Hernalin R.	41,584	11,086	174	-	-	21	1	1	11,260	52,844
68	AAD170	7615	Vocational Guidance Program	Assistant Professor	Hartz, Ronald G.	43,314	11,548	174	1,392	156	26	1	1	13,270	56,584
69	AAD178	7615	Vocational Guidance Program	Assistant Professor	Nanpei, Rose Marie D.	41,584	11,086	174	-	-	26	1	1	11,260	52,844
70	AAD131	7620	Enrollment Services	Instructor	Clymer, Imelda D.	54,065	14,414	174	-	-	26	1	1	14,588	68,653
71	AAD195	7630	Accomodative Services	Associate Professor	Stein, Julia D.	73,044	19,474	174	1,392	156	26	1	1	21,196	94,240
72	AAD021	7710	Computer Science	Assistant Professor	Flores, Yvonne C.	52,569	14,015	174	1,392	156	21	1	1	15,737	68,306
73	AAD014	7710	Computer Science	Assistant Professor	Teng, Zhaopei	47,998	12,796	174	1,380	180	26	1	1	14,530	62,528
74	AAD020	7710	Computer Science	Instructor	Setzer II, Michael D.	58,629	15,630	174	1,392	156	21	1	1	17,353	75,982
75	AAD161	7810	Electronics	Assistant Instructor	Kuper, Terry F.	59,342	15,821	174	1,838	231	26	1	1	18,063	77,405
76	AAD168	7810	Electronics	Assistant Professor	Limtiaco, John B.	64,621	17,228	174	3,197	358	26	1	1	20,957	85,578
77	AAD166	7810	Electronics	Assistant Professor	Valenzuela, Renato F.	67,704	18,050	174	1,380	180	26	1	1	19,784	87,488
78	AAD022	7810	Electronics	Instructor	Lee, Hee Suk	41,584	11,086	174	-	-	26	1	1	11,260	52,844
79	AAD169	7810	Electronics	Instructor	Valenzuela, Jovita A.	67,278	17,936	174	1,380	180	26	1	1	19,670	86,948
80	AAD172	7810	Electronics	Instructor	Vergara Sr, Amado M.	44,524	11,870	174	-	-	26	1	1	12,044	56,568
81	AAD026	7810	Electronics	Assistant Instructor	Tyquiengco, Ricky S.	33,150	8,838	174	-	-	21	1	1	9,012	42,162
82	AAD095	7950	Learning Resource Center	Assistant Professor	Matson, Christine B.	55,207	14,718	174	2,975	334	26	1	1	18,201	73,408
83	AAD096	7950	Learning Resource Center	Associate Professor	Neff, Bernard R.	63,656	16,971	174	1,392	156	26	1	1	18,693	82,349
84	AAD100	7950	Learning Resource Center	Library Technician I	Anselmo, Evelyn P.	20,942	5,583	174	1,380	180	26	1	1	7,317	28,259
85	AAD200	7950	Learning Resource Center	Library Technician I	Joker, Darwin K.	19,840	5,289	174	1,785	200	26	1	1	7,448	27,288
86	AAD099	7950	Learning Resource Center	Library Technician II	Cheipot, Steve S.	26,212	6,988	174	1,392	180	26	1	1	8,734	34,946
87	AAD097	7950	Learning Resource Center	Library Technician Supervisor	Sgambelluri, Juanita I.	35,571	9,483	174	3,197	358	26	1	1	13,212	48,783
Total Local Fund						\$ 8,378,833	\$ 2,233,797	\$ 32,364	\$ 260,178	\$ 29,207				\$ 2,555,546	\$ 10,934,379

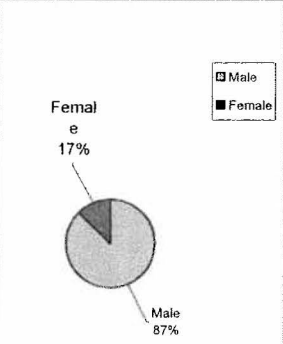
	Position No.	Dept. Number	Department	Employee Title	Employee Name	Annual Salary	Medicare Retirement	Life Insurance	Medical Insurance	Dental Insurance	Payment Status	FTE	Fund ID	Total Benefits	Total Cost
88	PRE001	1050	Alumni Relations and Fundraising	Assistant Director	Reyes, Lolita C.	79,704	21,249	174	2,083	233	26	1	11	23,739	103,443
89	NAF004	1050	Alumni Relations and Fundraising	Program Specialist	Kraus, Joyce L.	41,936	11,180	174	1,380	180	26	1	11	12,914	54,850
90	NAF003	5050	Continuing Education	Administrative Aide	Pascua, Tara Rose A.	18,737	4,995	174	1,392	156	26	1	12	6,717	25,454
				Total NAF		\$ 140,377	\$ 37,425	\$ 522	\$ 4,855	\$ 569				\$ 43,371	\$ 183,748
91	AAD126	6910	Apprenticeship Training	Program Specialist	Barnhart, Terry L.	70,410	18,771	174	1,380	180	26	1	4	20,505	90,915
	AAD013	6910	Apprenticeship Training	Program Coordinator III	Duenas, Elizabeth J.										
92						44,524	11,870	174	3,197	358	26	1	11	15,599	60,123
93	AAD047	6910	Apprenticeship Training	Administrative Assistant	Guerrero, Teresita C.	32,119	8,563	174	-	-	26	1	4	8,737	40,856
94	AAD122	6910	Apprenticeship Training	Assistant Director	Santos, George A.	77,009	20,531	174	1,392	156	26	1	4	22,253	99,262
				Total Apprenticeship		\$ 224,062	\$ 59,735	\$ 696	\$ 5,969	\$ 694				\$ 67,094	\$ 291,156
95	FED006	2010	Planning Programs	Program Coordinator I	Garcia, Ava M.	27,738	7,395	174	1,994	231	26	1	29L09	9,794	37,532
96	FED024	2010	Planning Programs	Administrative Assistant	Chamberlain, Antonia M.	39,491	10,528	174	3,197	358	26	1	19L09	14,258	53,749
97	FED017	6610	Adult Basic Education	Program Specialist	Jacala, Barbara V.	45,043	12,008	174	2,975	-	26	1	21C08	15,158	60,201
98	FED016	6610	Dean's Office - TPS	Administrative Assistant	Damian, Eleanor A.	22,942	6,116	174	2,975	334	26	1	32C08	9,599	32,541
99	FED012	7910	Project Aim	Administrative Assistant	Flores, Winona S.	22,942	6,116	174	1,380	180	26	1	31A08	7,850	30,792
00	FED010	7910	Project Aim	Instructor	Leon Guerrero, Arline E.	38,716	10,322	174	1,785	200	26	1	31A08	12,481	51,197
01	FED011	7910	Project Aim	Program Specialist	Sison, Christine B.	45,043	12,008	174	2,975	334	26	1	31A09	15,491	60,534
02	FED004	7910	Project Aim	Program Coordinator II	Hosei, Huan F.	26,520	7,070	174	2,975	334	26	1	31A09	10,553	37,073
03	AAD035	6210	Education	Administrative Aide	Zacarias, Rowena S.	17,635	4,701								
				Total Federal Funds		\$ 286,070	\$ 76,266	\$ 1,392	\$ 20,258	\$ 1,970				\$ 95,184	\$ 363,619
04	FED019	7000	College Access Grant	Program Specialist	Sablan, Fermina A.	41,936	11,180	174	3,164	385	26	1	32C08	14,903	56,839
05	FED020	7000	College Access Grant	Word Processing Secretary II	Mesa, Genevieve	19,974	5,325	174	3,197	358	26	1	32D08	9,054	29,028
06	FED021	7000	College Access Grant	Assistant Professor	Lizama, Troy E.	50,791	13,541	174	-	-	26	1	1	13,715	64,506
				Total College Access Grant		\$ 112,701	\$ 30,046	\$ 522	\$ 6,361	\$ 743				\$ 37,672	\$ 150,373
				GRAND TOTAL		\$ 9,142,043	\$ 2,437,269	\$ 35,192	\$ 297,620	\$ 33,184				\$ 2,798,867	\$ 11,923,275

ACTIVE EMPLOYERS	
Advance Electrical	2
Atkins Kroll	2
B.Q. Fire Sprinklers	2
Barrett Plumbing	8
Black Construction Co.	5
Cabuhat Technical Services	2
Cars Plus	8
Dept. of Public Works	6
DOA	5
DZSP 21	18
F.A.C.S Incorporated	1
GTA TeleGuam	47
Guam Power Authority	18
Guam Shipyard	13
Guam Waterworks	22
Hawaiian Rock Products	10
Hilton Guam	8
Hard Rock Café	2
Hotel Nikko	1
Hyatt Regency Guam	3
J&B Modern Tech.	1
Lam Lam Tours	14
Medler's	1
NCSTAMS	1
Nissan Guam	4
Onward Beach Hotel	1
Onward Mangilao Golf	2
Orion Const.	2
Perez Bros.	3
PMT Corp.	4
Port Authority Guam	30
Prestige Automobiles	3
Sam Choy	1
Sweet Relief (PROA)	1
TLC Day Care	1
Trane Guam	1
Two Lover's Point	4
United Tire Services	4
Universal Tire Supply	4
W.B. Flores & Co.	2
TOTAL:	267

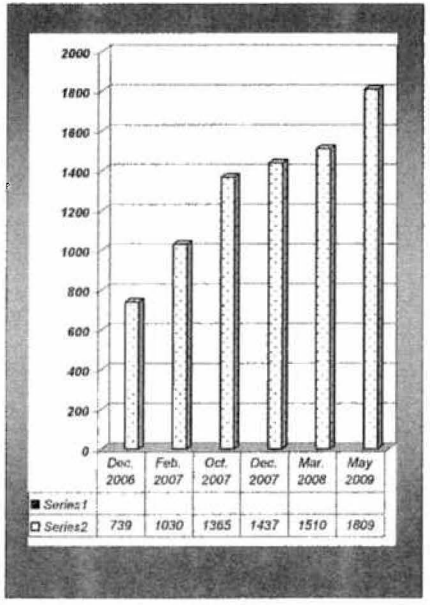
BY COORDINATOR	
Barry	15
GAS	99
Tony	73
Terry	80
Liz	
Total	267



BY GENDER	
Male	233
Female	34
Total:	267

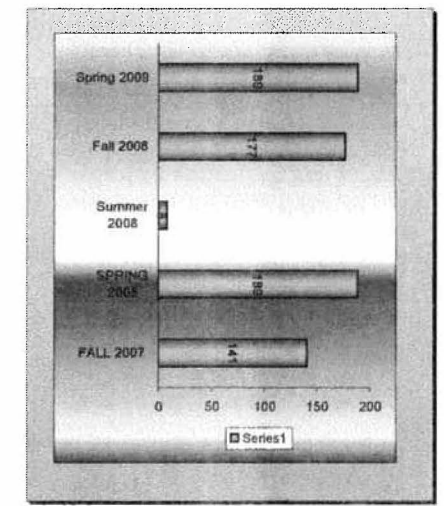


DEPARTMENT OF LABOR Alien Labor Processing Certification Division EMPLOYER'S STATISTICAL REPORT H2 Workers	
Dec. 2006	739
Feb. 2007	1030
Oct. 2007	1365
Dec. 2007	1437
Mar. 2008	1510
May 2009	1809



- NEW EMPLOYERS:**
- Orion Construction Co.
 - Cabuhat Technical Services
 - Gulf Copper
 - Micronesia Self-Help Housing
 - STANDARDS IN THE WORKS
 - Judiciary
 - Dept. of Land Management
 - IT&E

ENROLLED FOR:	FA07	SP08	SU08	FA08	SP09	FALL 2007	141
						SPRING 2008	189
						Summer 2008	8
						Fall 2008	177
						Spring 2009	189
Advance Electrical				1	2		
Advance Management				1			
B.Q. Fire Sprinkler	3	2			2		
Barrett Plumbing	8	8		5	4		
Black Construction	5	6		3			
Cars Plus				5	2		
Dept. of Public Works (DPW)				6	4	5	
DOA	6	5		5	5		
DZSP 21				1	12		
GHRA	9	9		10	10	1	
GTA TeleGuam				20	40		
Guam Power Authority (GPA)	58	54	1	34	24		
Guam Shipyard	31	27		9	10		
Guam Waterworks Authority (GWA)		24	7	24	21	2	
Hawaiian Rock Products	9	4		1	5		
J&B Modern Tech	2	2					
Lam Lam Tours & Transportation				12	12		
Medler's		1		1	1		
Naval Computers & Telecomm.		1		1	1		
Nissan Motors	3	3		3	2		
Onward Mangilao Resort	2	1		2			
Pacific Micronesia Tours (PMT)		2		3	3		
Port Authority Guam		21		19	17		
Prestige Automobiles	3	3		4	4		
TLC Day Care	2	1		3	1		
Two Lover's Point		6		4	2		
Universal Tire Supply		3			2		
W.B. Flores & Co.				2	2		
TOTAL:	141	153	8	177	189	3	

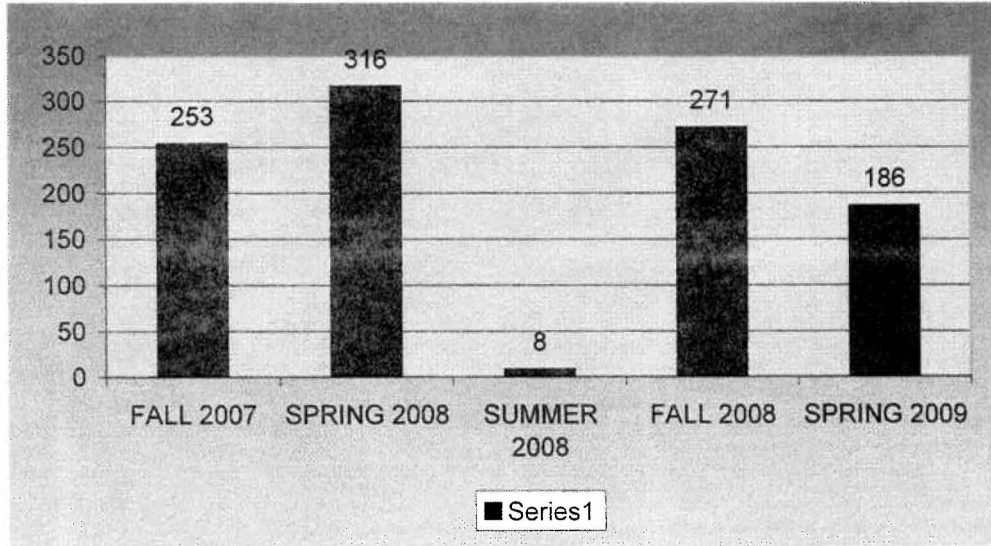


APPRENTICESHIP TRAINING PROGRAM

SPRING 2009											Total Per Enrolled:	
		FALL 2007	SPRING 2008	SUMMER 2008	FALL 2008	SPRING 2009	SUMMER 2009	Fall 2009	Spring 2010	Fall 2010		Spring 2011
1	AC100 Fund of Bookkeeping	1			5	5						11
2	AE103 Basic Blueprint Reading	21	10		16	11						58
3	AE121 Tech Engineering Drawing		19			14						33
4	AST 150 Brakes				3							3
5	AST100 Intro To Auto Service I	3	10		3	4						20
6	AST110 Engine Repair				5							5
7	AST120 Automatic Trans	7				8						15
8	AST130 Manual Drive Train				5							5
9	AST160 Electrical Electronic System	4	3			5						12
10	AST170 Heating & A/C		3									3
11	AST180A Engine Performance I		3			2						5
12	AST220 Theory/Prac Auto Tran		3									3
13	AST260 Theory/Prac. Electrical/Electonic					5						5
14	CD110 Early Childhood Education				2							2
15	CD140 Environmental for Young Children					1						1
16	CD221 Child Growth & Development	1			1							2
17	CD260 Social & Emotional	1										1
18	CD280 Physical & Language	1										1
19	CDS240 Cognitive & Deve		1									1
20	CS151 Windows Application	11	13		7	2						33
21	CT140 Industrial Safety	8			41	19						68
22	CT153 Intro To Carpentry		14									14
23	CT162 Advance Plumbing	11										11
24	CT165A Electricity Level I				13	4						17
25	CT165B Electricity Level II				21	9						30
26	CT165C Electricity Level III					7						7
27	CT172 Plumbing Installation		14									14
28	CT185 Refrigeration & A/C Level I					7						7
29	CT196A Fund of Oxyacetylene Welding				7							7
30	CT196B Fund of Oxyacetylene Welding I					16						16
31	CT197B Shielded Metal Arc Welding					12						12
32	Diesel Technology & Preventive Maint.				12							12
33	EE103 Electricity I / DC Circuits	2	9		8	9						28
34	EE104 Electricity II / Servicing Current	4	6		5	6						21
35	EE107 Intro To Instrumentation		14			6						20
36	EE110 Instrumentation		4			3						7
37	EE112 Electrical Devices		6		10	2						18
38	EE116 Digital Technology	6										6
39	EE211 IT Essentials					20						20
40	EM103 Basic Electricity I	11	13									24
41	EM104 Basic Electricity II	17	12									29
42	EM111 Electrical Wiring		14									14
43	EM112 National Electrical Code	12										12
44	EM113 Refrigeration I		13									13
45	EN100W Fund of English-Writing	4	1									5
46	EN110 Freshman English	2										2
47	HL131 BLS For Health	1										1
48	HL202 Nutrition	1	1			3						5
49	HS140 Menu Planning	4			2							6
50	HS160 Hospitality Supervision		1			1						2
51	HS203 Sanitation & Safety	4			3							7
52	HS208 Food & Beverage Services	3			1							4
53	HS237 Principles of European Cuisine					6						6
54	HS238 Garde Manger/Cold Pantry					5						5
55	HS244 Baking Bread	4			5							9
56	HS245 Food Production Principles		7			4						11
57	HS246 Buffet Service/Catering					5						5
58	HS248 Patisserie	1			4							5
59	MA085 Fund of Mathematics				7	4						11
60	MA095 College Mathematics	12	11	2	3	10	1					39
61	MA108 Intro To College Algebra	15	21	5	10	14						65
62	MA110A Finite Math	17	1		6	5	2					31
63	MA145 Culinary Math	3			5	1						9
64	MA161A College Algebra/Tech Math.	24	16		7	6						53
65	MA161B College Algebra/Trigonometry		10		7	4						21
66	ME161A Intro To Auto Body				2							2
67	ME171A Auto Collision Repair		1			4						5
68	OA101 Keyboarding Application	10	9	1	3	23						46
69	OA103 Filing System	2			4							6

70	OA109 Business Math using Excel	4	7			2										13
71	PY125 Interpersonal Relations			5		2	1									8
72	SI141 Applied Physics			14		8	3									25
73	SM208 Personnel Supervision					2	6									8
74	SM220 Management Skills						2									2
75	WE105 Fund of Acetylene Welding	12	18													30
76	WE110 Fund of Arc Welding I	9														9
77	WE111 Fund of Arc Welding II		9													9
78	WE228 Basic Metallurgy					12										12
79	WT100 Intro To Waterworks Technology					14										14
Total Per Semester:		253	316	8	271	286	3	0	0	0	0	0	0	0	0	1137

FALL 2007	253
SPRING 2008	316
SUMMER 2008	8
FALL 2008	271
SPRING 2009	186



	EMPLOYER:	ENROLLED
1	Advance Electrical	2
2	Barrett Plumbing	4
3	BQ Fire Sprinkler	2
4	Cars Plus	2
5	Dept. of Administration	5
6	Dept. of Public Works	5
7	DZSP 21	12
8	GHRA	10
9	GTA TeleGuam	40
10	Guam Power Authority	24
12	Guam Shipyard	10
13	Guam Waterworks Auth.	21
14	Hawaiian Rock Products	5
15	Lam Lam Tours & Trans.	12
16	Medler'z	1
17	Naval Communications	1
18	Nissan Motors	2
19	Pacific Micronesian Tours	3
20	Port Authority	17
21	Prestige Automobile	4
22	TLC Day Care	1
23	Two Lover's Point	2
24	Universal Tire	2
25	W.B. Flores	2
	TOTAL:	189

